



**Hansagreen**  
LED

*Dark Sky  
Logo*

**FALCON DC**

FLGDC-STR-XXW-XXXXK





+971 65 260 706

sales-me@hansagreen.com

www.hansagreen.com



## PRODUCT HIGHLIGHTS



## FEATURES



Thermal Management



Corrosion Resistance



Vibration Resistance



Easy Maintenance

# FALCON DC

FLGDC-STR-60W-XXXXK



## DESCRIPTION


Falcon DC is a high-performance DC street light designed for efficient and uniform outdoor illumination. It is ideal for solar-powered, battery-based, and off-grid lighting applications. Suitable for roads, highways, parking areas, and community spaces, it delivers reliable performance, energy savings, and low maintenance.



## Conformity



## Compliant with



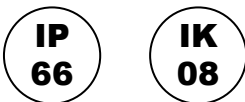
## Tested for Safety



## Insulation Class



## Protection Class



+971 65 260 706

sales-me@hansagreen.com

www.hansagreen.com



## ORDERING CODE

FLGDC-STR-60W-XXXXK-xx-xxxxx-xxxxx

PRODUCT NAME	CATEGORY	PRODUCT FAMILY	POWER	CCT	BODY COLOUR	CONTROL OPTIONS
FALCON	DC	STR	XXX	XXXXK	xx	xxxxx
FALCON	DC LIGHTS	STREET LIGHT	UP TO 60W	3000K	GR - GREY	12V60-80-120
			UP TO 40W	2700K	WH - WHITE	24V120
					SP - SPECIAL	

Example: For the street light model FALCON DC with a power rating of 60W, CCT 3000K, Grey body colour, 1-10V dimmable controller, with Nema Socket and Photocell will be FLGDC-STR-60W-3000K-GR-12V60

## TECHNICAL SPECIFICATION

### LUMINAIRE DETAILS

PRODUCT NAME	FALCON DC
PRODUCT TYPE	LED STREET LIGHT - DC
PRODUCT CODE	FLGDC-STR-60W-XXXXK
MAXIMUM HOUSING POWER	UP TO 60W

### HOUSING DETAILS

BODY MATERIAL	CORROSION-RESISTANT ALUMINIUM DIE-CAST
LENS	UV-STABILIZED POLYCARBONATE (PC) LENS
OPTICS	SYMMETRIC/ASYMMETRIC
BODY COLOUR	GREY / WHITE / SPECIAL

### CHIP DETAILS

LIGHT SOURCE	SMD LEDS
AVAILABLE CCT	3000K
MACADAM BINNING	STEP 3
CRI	≥70





## TECHNICAL SPECIFICATION

### OPTICAL DETAILS

BEAM ANGLE	113.3°
OPTICAL TYPE	IES Type II (Short)
BUG RATING	B2-U0-G2
ULOR(Upward Light Output Ratio)	0% (U0 – Zero Uplight)

### LUMINAIRE PERFORMANCE

LUMINAIRE FLUX	10,733 lm (@ 58.50W Tested)
EFFICACY	183.46 lm/W

### ENVIRONMENTAL CONDITIONS

AMBIENT TEMPERATURE (TA)	-20°C TO +50°C
HUMIDITY	RH 10–95%

### PROTECTION & DURABILITY

IP RATING	IP66
IK RATING	IK08

### ELECTRICAL DETAILS

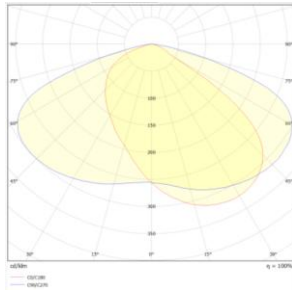
NOMINAL VOLTAGE (DC)	24VDC
RATED POWER	60W
CONTROLLER TYPE	MPPT (Maximum Power Point Tracking) Solar Charge Controller



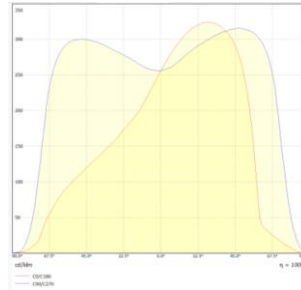


## PHOTOMETRIC DETAILS

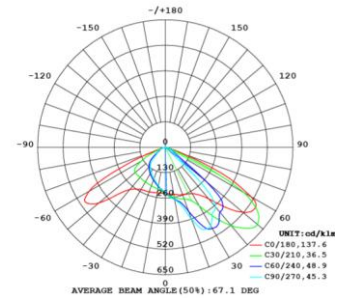
**Polar Plot**



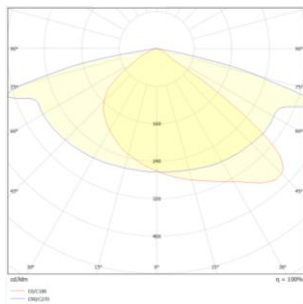
**Linear Plot**



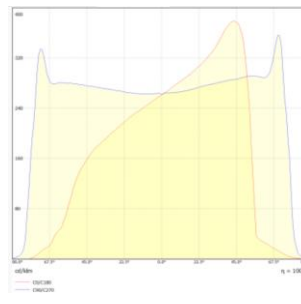
**Type II Short**



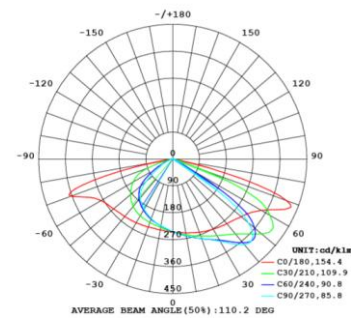
**Polar Plot**



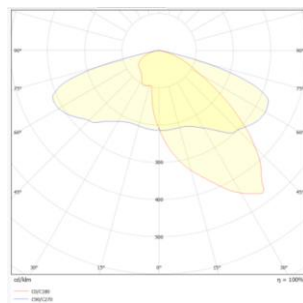
**Linear Plot**



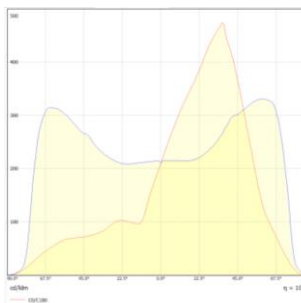
**Type II Medium**



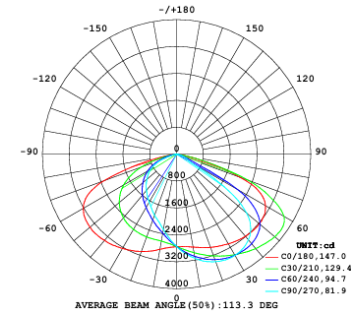
**Polar Plot**



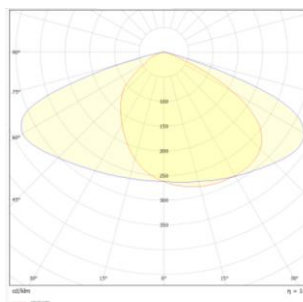
**Linear Plot**



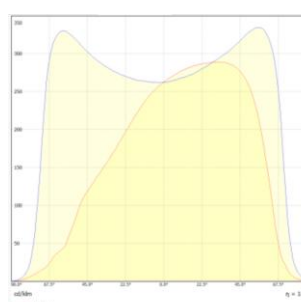
**Type III Medium**



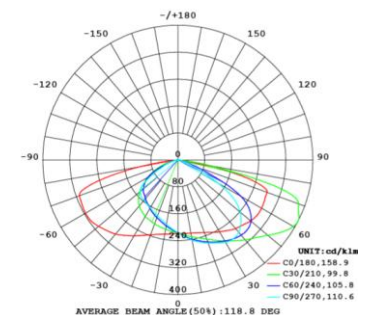
**Polar Plot**



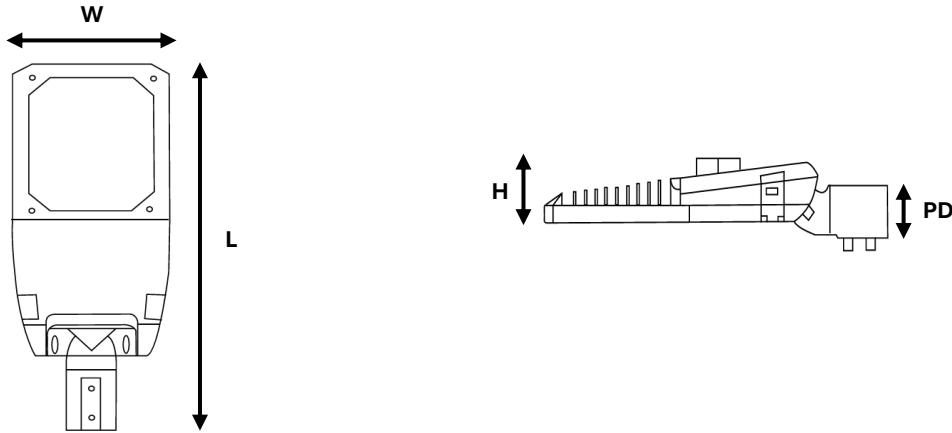
**Linear Plot**



**Type III Short**



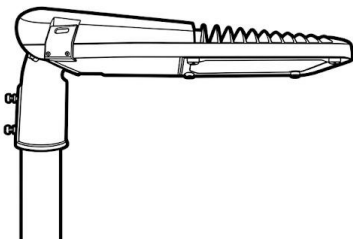
## DIMENSIONAL DETAILS



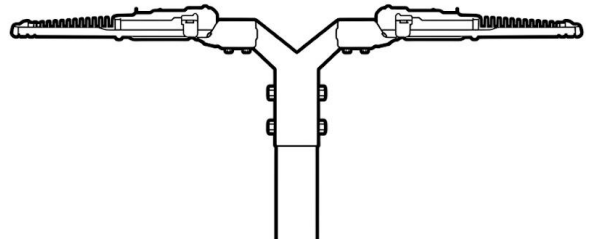
### DIMENSIONS

LENGTH (L)	550 mm
WIDTH (W)	200 mm
HEIGHT (H)	113 mm
POLE DIA (PD)	65 mm

## MOUNTING TYPE

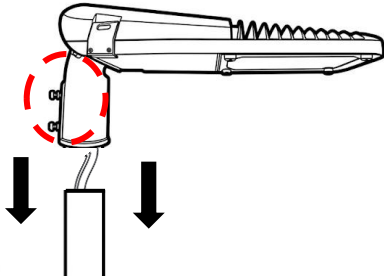


Post-Top mounting



Spigot mounting

## GENERIC INSTALLATION STEPS

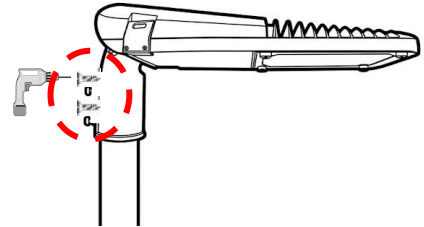


### 1. Pole Preparation

Remove the M8×25 Allen key fasteners from the mounting arm. Carefully route the supply cable through the pole and ensure it is positioned correctly to prevent damage during installation.

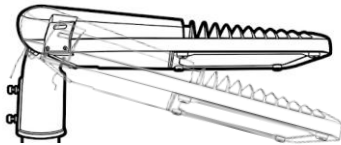
### 2. Fixture Mounting

Route the cable through the pole and align the luminaire with the mounting arm. Reinstall the M8×25 Allen key fasteners and tighten them securely to ensure proper fixture attachment.



### 3. Luminaire Tilt

Adjust the luminaire to the required angle and secure it to the pole arm. Tighten the M8×25 Allen key fasteners firmly to lock the position.



**Note:** The tilt is mechanically limited to a maximum of 5° above horizontal to prevent upward light emission.



Don't touch the LED



Do not dispose with  
normal waste

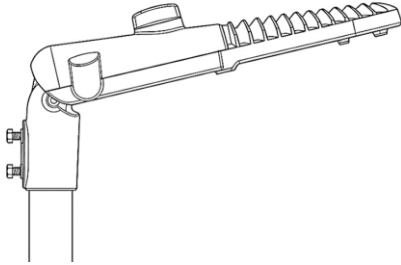


Ambient Temperature  
Ta 50°

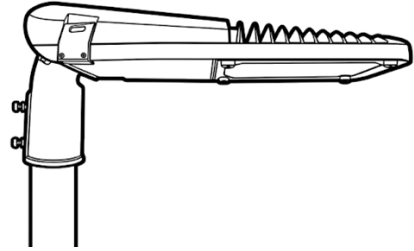
IP66



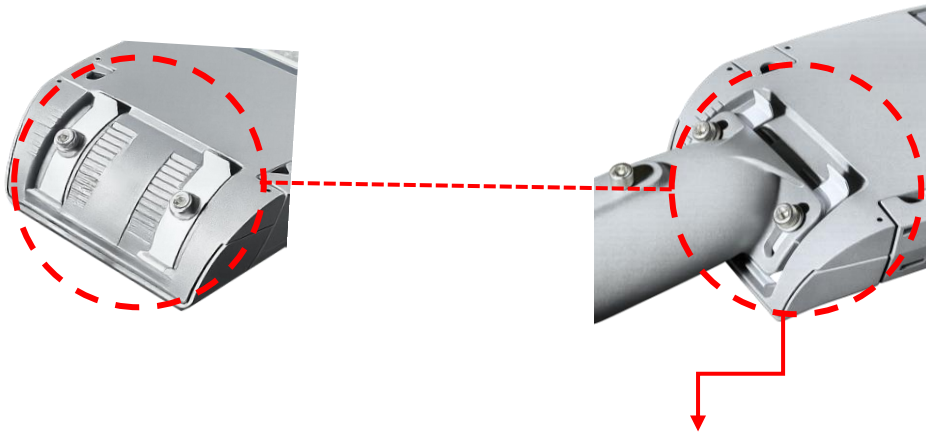
## TILT ANGLE INSTRUCTION



Before limiter



After limiter



Tilt adjustment locking mechanism

- Restricts adjustment above 5° (horizontal position)
- Integrated **mechanical tilt-stop mechanism** for reliable angle control.
- Secure **locking mechanism** prevents unintended movement.
- Supports DarkSky-friendly lighting applications.