



Hansagreen
LED

*Dark Sky
Logo*

FALCON DC

FLGDC-STR-XXXW-XXXXK





+971 65 260 706

sales-me@hansagreen.com

www.hansagreen.com



PRODUCT HIGHLIGHTS



FEATURES



Thermal Management



Corrosion Resistance



Vibration Resistance



Easy Maintenance

FALCON DC

FLGDC-STR-100W-XXXXXK



Falcon DC is a high-performance DC street light designed for efficient and uniform outdoor illumination. It is ideal for solar-powered, battery-based, and off-grid lighting applications. Suitable for roads, highways, parking areas, and community spaces, it delivers reliable performance, energy savings, and low maintenance.



Conformity



مجلس أبوظبي
للجودة والمطابقة
Abu Dhabi Quality &
Conformity Council



Compliant with



Tested for Safety



Salt
Spray



3G
Vibration



Photobiological
Safety

Insulation Class



Protection Class



+971 65 260 706

sales-me@hansagreen.com

www.hansagreen.com



ORDERING CODE

FLGDC-STR-XXW-XXXXK-xx-xxxxx-xxxxx

PRODUCT NAME	CATEGORY	PRODUCT FAMILY	POWER	CCT	BODY COLOUR	CONTROL OPTIONS
FALCON	DC	STR	XXX	XXXXK	xx	xxxxxxx
FALCON	DC LIGHTS	STREET LIGHT	UP TO 100W	3000K	GR - GREY	12V200
			UP TO 80W	2700K	WH - WHITE	24V120-160-200
					SP - SPECIAL	

Example: For the street light model FALCON DC with a power rating of 100W, CCT 3000K, Grey body colour, 1-10V dimmable controller, with Nema Socket and Photocell will be FLGDC-STR-100W-3000K-gr-24v120

TECHNICAL SPECIFICATION

LUMINAIRE DETAILS

PRODUCT NAME	FALCON DC
PRODUCT TYPE	LED STREET LIGHT
PRODUCT CODE	FLGDC-STR-100W-XXXXK
MAXIMUM HOUSING POWER	UP TO 100W

HOUSING DETAILS

BODY MATERIAL	CORROSION-RESISTANT ALUMINIUM DIE-CAST
LENS	UV-STABILIZED POLYCARBONATE (PC) LENS
OPTICS	SYMMETRIC/ASYMMETRIC
BODY COLOUR	GREY / WHITE / SPECIAL

CHIP DETAILS

LIGHT SOURCE	SMD LEDS
AVAILABLE CCT	3000K
MACADAM BINNING	STEP 3
CRI	≥70





TECHNICAL SPECIFICATION

OPTICAL DETAILS

BEAM ANGLE	119.6°
OPTICAL TYPE	IES Type III (Short)
BUG RATING	B3-U0-G3
ULOR(Upward Light Output Ratio)	0% (U0 – Zero Uplight)

LUMINAIRE PERFORMANCE

LUMINAIRE FLUX	17,797 lm (@ 96.13W Tested)
EFFICACY	185.12 lm/W

ENVIRONMENTAL CONDITIONS

AMBIENT TEMPERATURE (TA)	-20°C TO +50°C
HUMIDITY	RH 10–95%

PROTECTION & DURABILITY

IP RATING	IP66
IK RATING	IK08

ELECTRICAL DETAILS

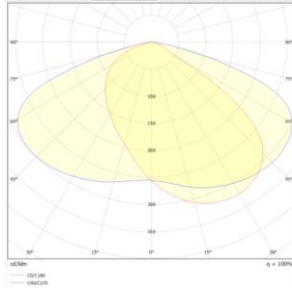
NOMINAL VOLTAGE (DC)	24VDC
RATED POWER	100W
CONTROLLER TYPE	MPPT (Maximum Power Point Tracking) Solar Charge Controller



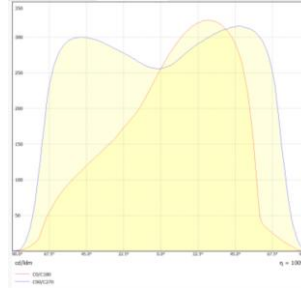


PHOTOMETRIC DETAILS

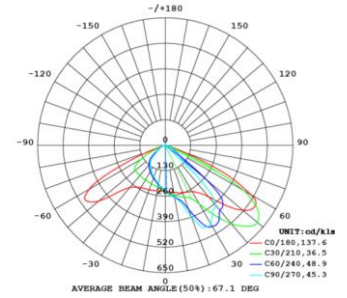
Polar Plot



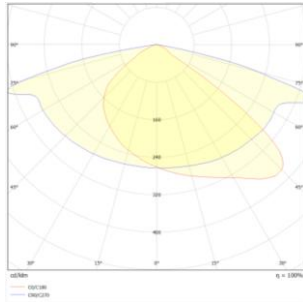
Linear Plot



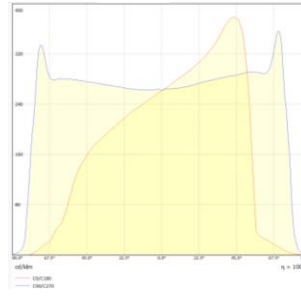
Type II Short



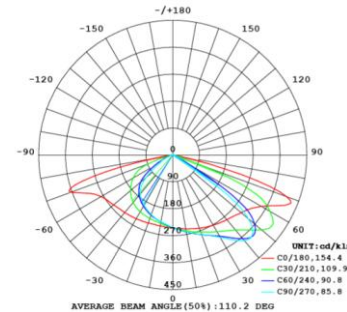
Polar Plot



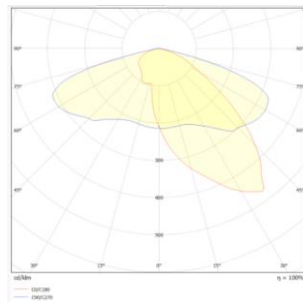
Linear Plot



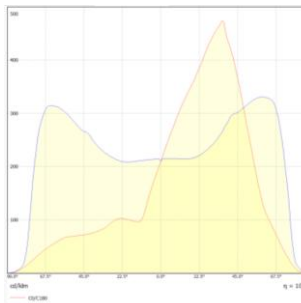
Type II Medium



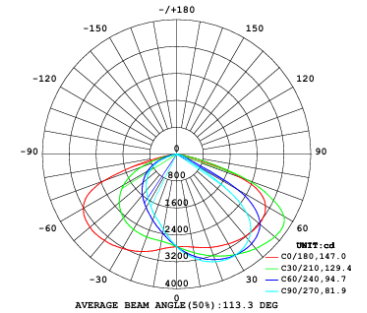
Polar Plot



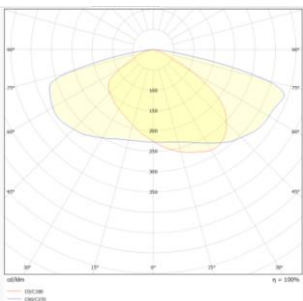
Linear Plot



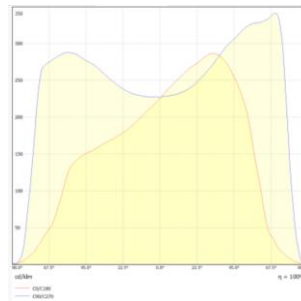
Type III Medium



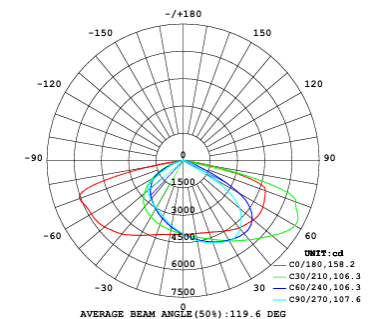
Polar Plot



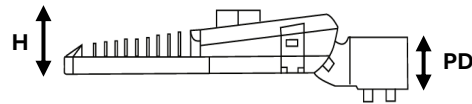
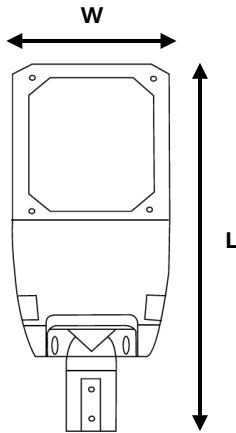
Linear Plot



Type III Short



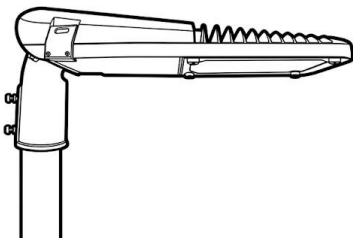
DIMENSIONAL DETAILS



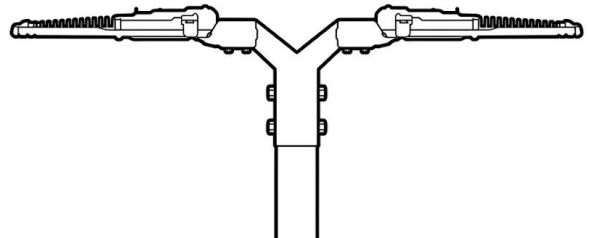
DIMENSIONS

LENGTH (L)	602 mm
WIDTH (W)	243 mm
HEIGHT (H)	120 mm
POE DIA (PD)	65 mm

MOUNTING TYPE

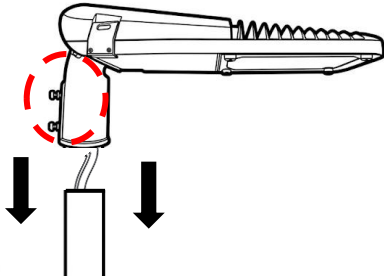


Post-Top mounting



Spigot mounting

GENERIC INSTALLATION STEPS

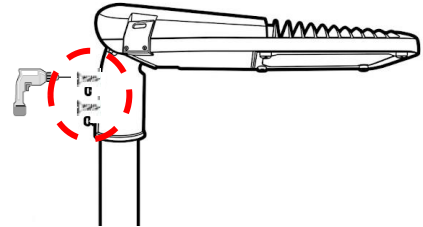


1. Pole Preparation

Remove the M8×25 Allen key fasteners from the mounting arm. Carefully route the supply cable through the pole and ensure it is positioned correctly to prevent damage during installation.

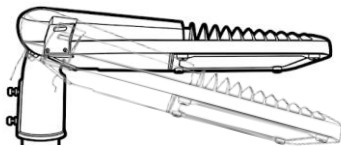
2. Fixture Mounting

Route the cable through the pole and align the luminaire with the mounting arm. Reinstall the M8×25 Allen key fasteners and tighten them securely to ensure proper fixture attachment.



3. Luminaire Tilt

Adjust the luminaire to the required angle and secure it to the pole arm. Tighten the M8×25 Allen key fasteners firmly to lock the position.



Note: The tilt is mechanically limited to a maximum of 5° above horizontal to prevent upward light emission.



Don't touch the LED



Do not dispose with normal waste

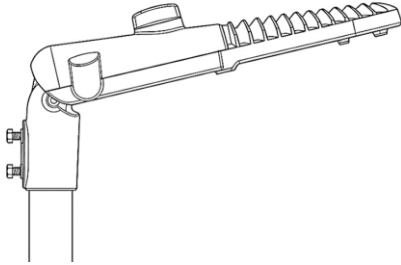


Ambient Temperature
Ta 50°

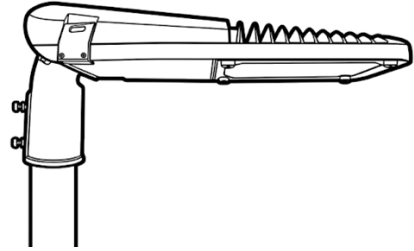
IP66



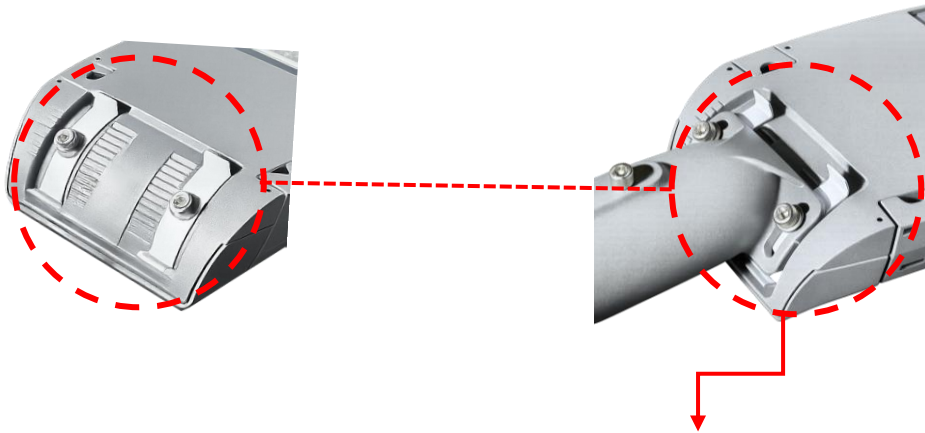
TILT ANGLE INSTRUCTION



Before limiter



After limiter



Tilt adjustment locking mechanism

- Restricts adjustment above 5° (horizontal position)
- Integrated **mechanical tilt-stop mechanism** for reliable angle control.
- Secure **locking mechanism** prevents unintended movement.
- Supports DarkSky-friendly lighting applications.