

BOLLAX L

BLXL-BLD-20W-XXXXK



DarkSky
Approved

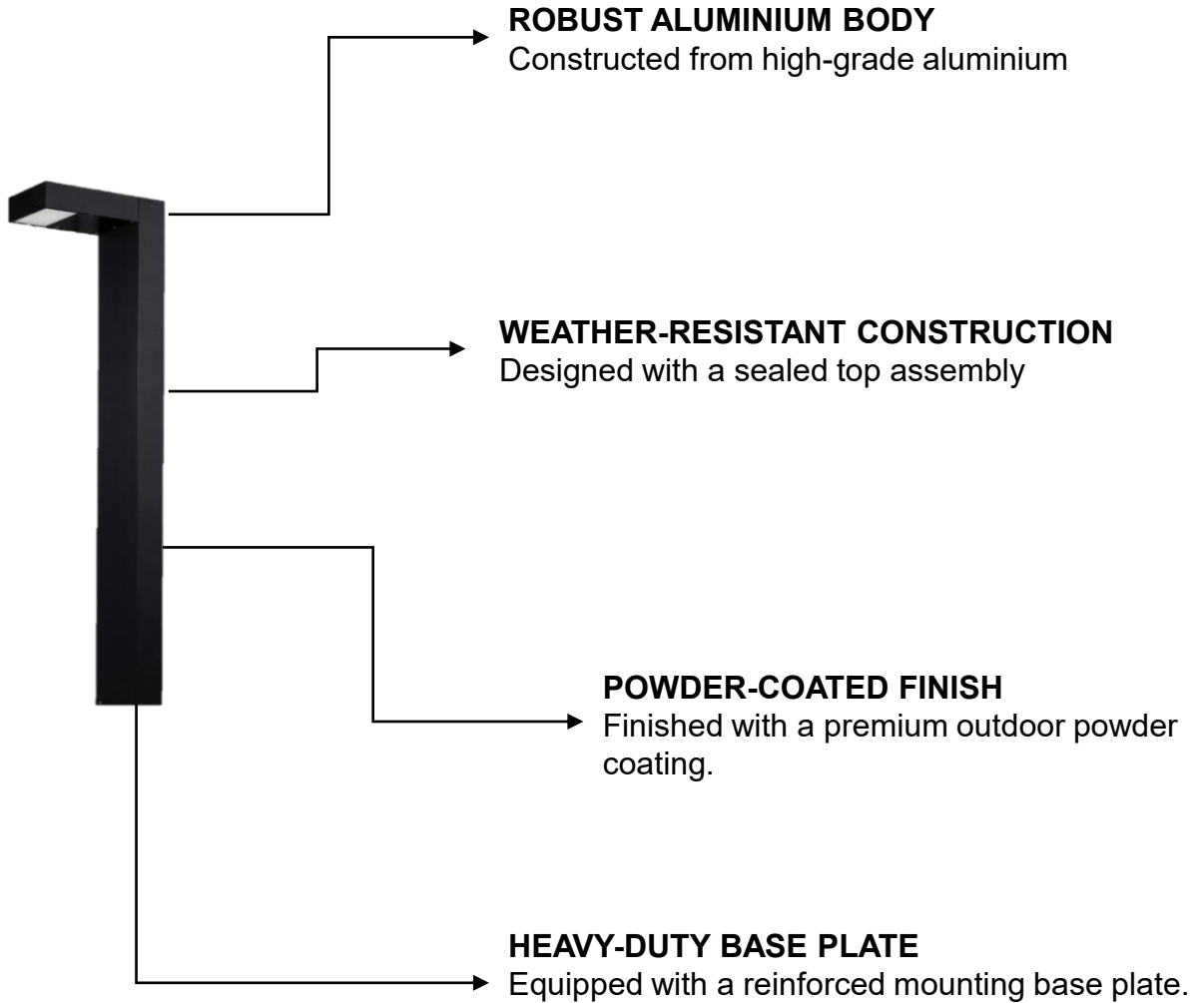
Pedestrian Comfort
Luminaire



DarkSky
Approved

Commercial
Luminaire

PRODUCT HIGHLIGHTS



FEATURES



Thermal
Management



Corrosion
Resistance



Vibration
Resistance



Easy
Maintenance

DESCRIPTION

BOLLAX-L 20W is a durable outdoor LED lighting solution engineered to perform reliably in demanding environmental conditions. With its weather-resistant construction and sleek, modern design, it seamlessly combines strength with aesthetic appeal. Ideal for pathways, landscapes, and outdoor environments.



Conformity



DarkSky Approved
Pedestrian Comfort Luminaire



DarkSky Approved
Commercial Luminaire

Compliant with



Tested for Safety



Salt Spray



3G Vibration



Photobiological Safety

Insulation Class

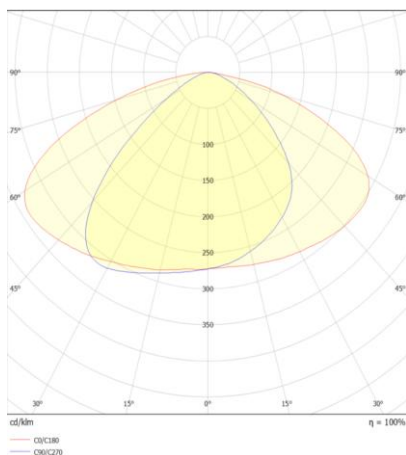


Protection Class

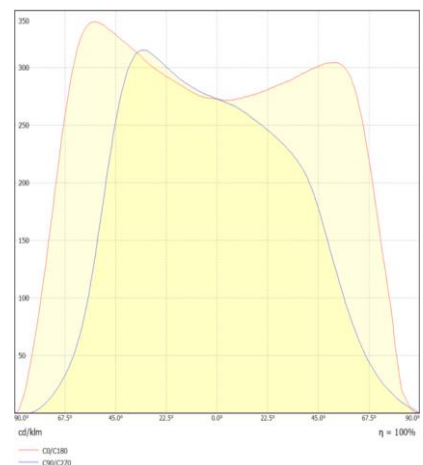


OPTICS & DISTRIBUTION

Polar Plot



Linear Plot



ORDERING CODE

BLXL-BLD-20W-XXXXK-xx-xx-xx

PRODUCT NAME	CATEGORY	PRODUCT FAMILY	POWER	CCT	BODY COLOUR	CONTROL OPTIONS	DIMENSION
BLX	L	BLD	XXW	XXXXK	xx	xxx	xx
BOLLAX	L SHAPE	BOLLARD	UP TO 20W	2700K	BL (BLACK)	10V (1-10V)	TH (1000 mm)
				3000K	GR (GREY)	DAL (DALI)	MH (500 mm)
					SP (SPECIAL)		CH (300 mm)

Example: For the bollard model Bollax L with a power rating of 20W, CCT 2700K, black body color, DALI dimmable controller, and a height of 1000 mm, the ordering code will be BLXL-BLD-20W-2700K-BL-DAL-TH

TECHNICAL SPECIFICATION

LUMINAIRE DETAILS

PRODUCT NAME	BOLLAX L
PRODUCT TYPE	LED BOLLARD LIGHT
PRODUCT CODE	BLXL-BLD-20W-XXXXK

HOUSING DETAILS

BODY MATERIAL	CORROSION-RESISTANT ALUMINIUM DIE-CAST
LENS	UV-STABILIZED POLYCARBONATE (PC) LENS
OPTICS	ASYMMETRIC
BODY COLOUR	BLACK / GREY / SPECIAL

CHIP DETAILS

LIGHT SOURCE	SMD LEDs
AVAILABLE CCT	2700K / 3000K
MACADAM BINNING	STEP 2
CRI	≥80
ULOR(Upward Light Output Ratio)	0% (U0 – Zero Uplight)

ENVIRONMENTAL CONDITIONS

AMBIENT TEMPERATURE (TA)	-20°C TO +50°C
HUMIDITY	RH 10-95%



TECHNICAL SPECIFICATION

OPTICAL DETAILS

LUMINAIRE FLUX	1,865 lm (@ 17.84 W Tested)
EFFICACY	104.54 lm/W
OPTICAL TYPE	IES Type IV (Very Short)
BEAM ANGLE	124.9°
BUG RATING	B1-U0-G1

ELECTRICAL DETAILS

NOMINAL VOLTAGE	220–240 VAC
FREQUENCY	50/60 HZ
POWER FACTOR	≥0.90
RATED POWER	UP TO 20W
THD	≤20%
CONTROL OPTIONS	DALI, 1–10V DIMMING

PROTECTION & DURABILITY

IP RATING	IP66
IK RATING	IK09

DARKSKY COMPLIANCE NOTES

- **Designed for DarkSky Compliance:** This product is engineered in accordance with DarkSky lighting principles, aiming to minimize light pollution and promote responsible outdoor lighting.
- **Zero Uplight (U0):** The luminaire emits no light above the horizontal plane, ensuring that upward light is completely eliminated, reducing skyglow and protecting nocturnal environments.
- **Environmentally Responsible:** Suitable for outdoor installations, supporting the preservation of natural nightscapes and reduction of ecological impact.
- **Dimming Options:** The luminaire supports flexible dimming solutions, including DALI and 1–10V, allowing energy savings and adaptable lighting levels as required.
- **Applicable Configurations:** DarkSky compliance is intended for the specified wattage, CCT options of 2700K and 3000K, and optical configurations. Proper installation is required to support DarkSky-friendly performance.



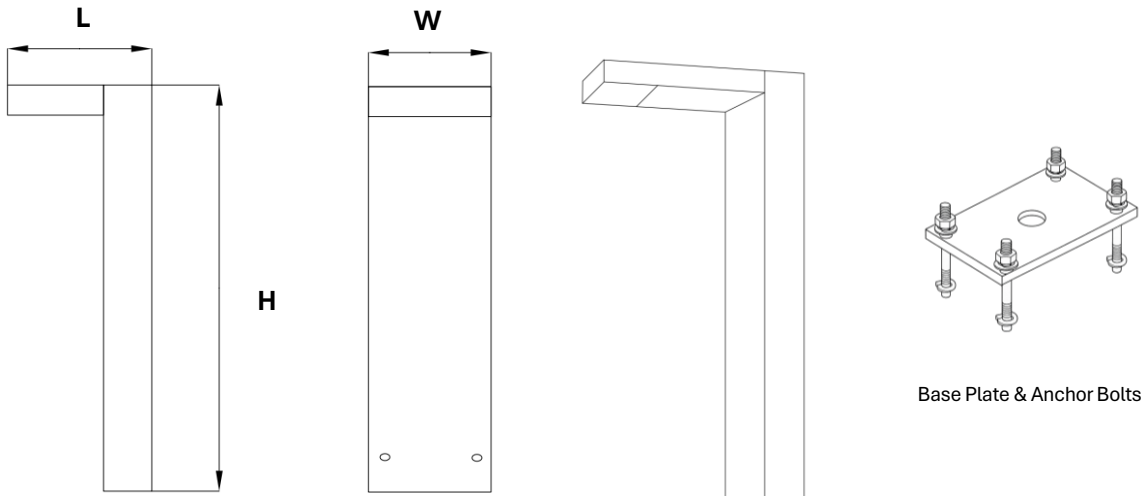
CUSTOM DIMMING PROFILE

The bollard luminaire supports 1–10 V dimming as well as DALI dimming, allowing smooth and reliable adjustment of light output according to the required ambiance or energy-saving needs. By integrating with compatible lighting control systems, the brightness can be adjusted from full output to lower levels while maintaining stable performance.

- 1–10 V dimming: Simple analog dimming.
- DALI dimming: Digital, programmable dimming for advanced control.

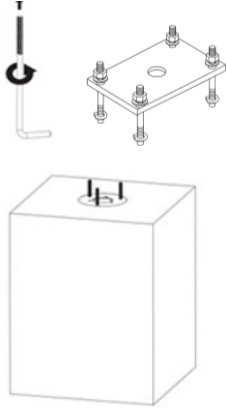
This feature is ideal for pathways, landscapes, and architectural outdoor applications where lighting levels may need to be adjusted at different times of the night, improving visual comfort while reducing energy consumption

DIMENSIONAL DETAILS



DIMENSIONS	
HEIGHT	1000 mm / 500 mm / 300 mm
LENGTH	260 mm
WIDTH	150 mm


GENERIC INSTALLATION STEPS



Note: Installation tilt angle: 0° (no tilt).

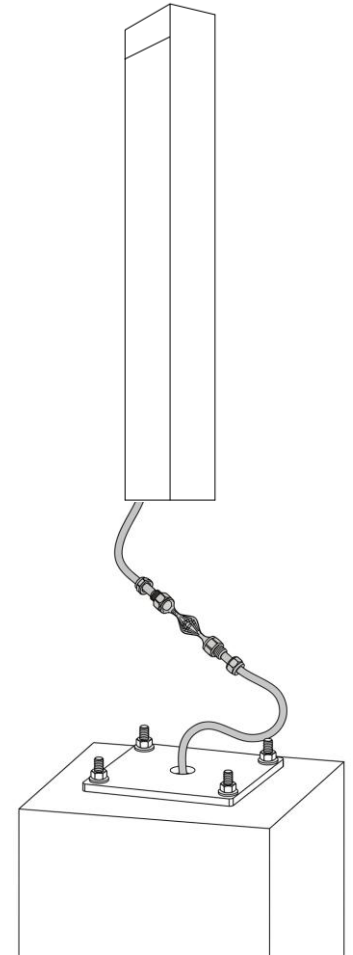
1. Base Preparation

Prepare a stable concrete base or mounting plate and route the power cable to the installation point.



2. Fixture Mounting

Position the bollard on the base and secure it firmly using anchor bolts.



3. Wiring & Test

Connect the power cables as per the wiring diagram and switch on the power to test the luminaire.

Note:

- Use only suitably rated IP connectors (minimum IP65 or above) for all electrical connections.
- Where remote controllers are used, they shall be installed within appropriately rated IP enclosures to ensure protection against environmental ingress.

UNDERSTANDING BOLLARD HEIGHT SELECTION



Tall Height Bollards (TH): (1000 mm)

Designed for primary pathway lighting, public spaces, and open areas where enhanced visibility and wider light distribution are required. Typically configured with a taller form factor.

Medium Height Bollards (MH): (500 mm)

Ideal for balanced pathway lighting in residential and commercial outdoor spaces. With a medium-height configuration, it offers an optimal balance between visibility and visual comfort without overpowering the surroundings.



Compact Height Bollards (CH) : (300 mm)

Suitable for landscape areas, pathways, and decorative applications where subtle illumination is preferred. Featuring a lower height profile, it provides soft guidance lighting with minimal glare and enhanced visual comfort.

