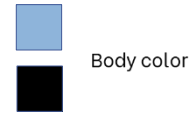


# DUPLÉ CARV DP-UP-CEV-2x8



Die cast Aluminium Body



IP65 Rated



IP65 Rated Control gear



50000 Hrs Lifetime

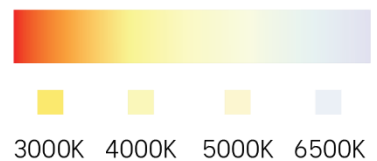
Duple Cube is a wall light that can be used widely in outdoors, easy to mount on the wall. The luminaire offering a broad range of power, color temperatures and options and body color.

This range of products for a range of application such as compound wall and other outdoor walls.

### Luminaire Details:

Product Name	: Duple Cube
Product Type	: LED Wall Light
Product code	: DP-UP-CEV-2x8
Efficiency Classification	: Class B
Luminaire Type	: COB
Fixture Type	: Fixed

### Correlated Color Temperature:



### Light Source Details:

Light Emission	: Spot Emission
Source brand	: Cree
Rated Power	: 16W
CRI	: >80
UGR	: <19
McAdam Binning	: Step 3

CCT	Rated Lumens
3000K	1480lms
4000K	1520lms
5000K	1600lms
6500K	1650lms

### Luminaire Housing:

Body	: Die cast Aluminium
Reflector type	: Aluminium
Lens/Diffuser	: Center frosted glass
Storage Temperature (Ts)	: -40 to 60°C
Ambient Temperature (Ta)	: -20 to 50°C
Humidity	: RH 10-90 %

5 Years Product Warranty

Control Gear Specifications:

Control Gear Brand	: Hansa Green
Input Voltage	: 220-240V AC
Input Current	: 0.082A
Frequency	: 50/60Hz
Output Voltage	: 36-72 V DC Max.
Output Current	: 300 mA
Max. Output power	: 18W
Power Factor	: >0.9
THD	: <15%
Case temperature(Tc)	: 80°C
Ambient Temperature	: -20 to 60 C
Over voltage protection	: Available
Short circuit Protection	: Available
No-Load Protection	: Available
Burst Protection Voltage	: 1KV
Surge Protection Voltage	: 1KV(L to N) & 2KV(L/N to Earth)

**Control Gear Compatibility:**

Control Gear is the driving unit of LED. Duple Carv is compatible with Phase cut dimming, 0-10/1-10V dimming and DALI Dimming control gears.



**Optics and Beam Angle:**

20° Optics

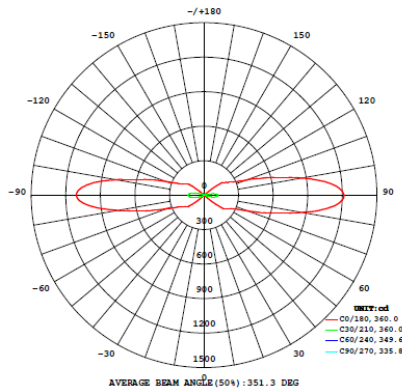
**Add-on sensor Compatibility:**



Duple Carv is compatible with external add-on motion detection and daylight sensors.


Photometric Details:

Photometric testing provides a comprehensive laboratory service for testing the amount, colour, quality and spatial distribution of light emitted from lamps, LEDs and luminaires. The standard photometric data files in IES (.ies) and EULUMDAT (.ldt) formats per IES LM 79-08 and BS EN 13032

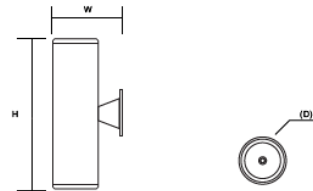


**Emergency Compatibility:**

Duple Carv is compatible with emergency kits



**Physical Dimensions:**



Width(W)	: 155 mm
Diameter(D)	: 90mm
Height(H)	: 245 mm

Ordering Codes

CCT	Code
3000K	629088016521
4000K	629088016541
5000K	629088016561
6500K	629088016591