




# ALESSO-CB 25W ADL-CB-25





 Luminaire shape

 Body color

 Die cast Aluminium Body

 IP44 Rated

 IP20 Rated Control gear

 50000 Hrs Lifetime

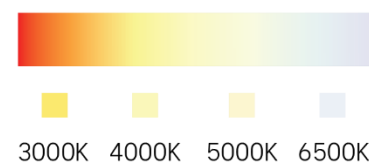
Alesso-CB is a versatile recessed down light that can be used widely in indoors, easy to mount on the ceiling recess. The luminaire offering a broad range of power, color temperatures and options like motion detection, timer, sleep and twilight function.

This range of products are popular for a wide range of application such as office spaces, Conference Halls, shops, residential and other indoor spaces.

### Luminaire Details:





Product Name	: Alesso-CB
Product Type	: LED Recessed Down Light
Product code	: ADL-CB-25
Efficiency Classification	: Class B
Luminaire Type	: COB
Fixture Type	: Fixed

### Correlated Color Temperature:



### Light Source Details:

Light Emission	: Spot Emission
Source brand	: CREE
Rated Power	: 25W
CRI	: >80
UGR	: <19
McAdam Binning	: Step 3

CCT	Rated Lumens
 3000K	2300lms
 4000K	2375lms
 5000K	2500lms
 6500K	2625lms

### Luminaire Housing:

Body	: Die cast Aluminium
Reflector type	: Aluminum
Lens/Diffuser	: PC Diffuser
Storage Temperature (Ts)	: -40 to 60°C
Ambient Temperature (Ta)	: -20 to 50°C
Humidity	: RH 10-90 %

**5 Years Product Warranty**

**Control Gear Specifications:**

Control Gear Brand	: Hansa Green
Input Voltage	: 220-240V AC
Input Current	: 0.13A
Frequency	: 50/60Hz
Output Voltage	: 25-45 V DC Max.
Output Current	: 600 mA
Max. Output power	: 27W
Power Factor	: >0.9
THD	: <15%
Case temperature(Tc)	: 80°C
Ambient Temperature	: -20 to 60 C
Over voltage protection	: Available
Short circuit Protection	: Available
No-Load Protection	: Available
Burst Protection Voltage	: 1KV
Surge Protection Voltage	: 1KV(L to N) & 2KV(L/N to Earth)

**Control Gear Compatibility:**

Control Gear is the driving unit of LED. Alesso-CB is compatible with Phase cut dimming, 0-10/1-10V dimming and DALI Dimming control gears.



**Optics and Beam Angle:**

95° Optics

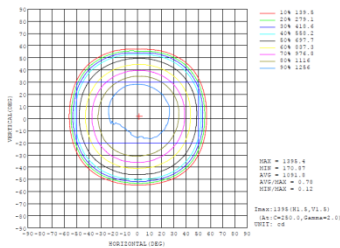
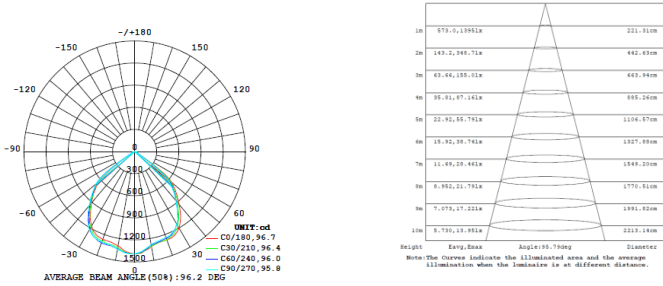
**Add-on sensor Compatibility:**



Alesso-CB is compatible with external add-on motion detection and daylight sensors.

**Photometric Details:**

Photometric testing provides a comprehensive laboratory service for testing the amount, colour, quality and spatial distribution of light emitted from lamps, LEDs and luminaires. The standard photometric data files in IES (.ies) and EULUMDAT (.ldt) formats per IES LM 79-08 and BS EN 13032

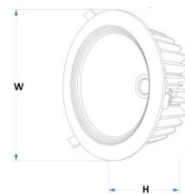


**Emergency Compatibility:**

Alesso-CB is compatible with emergency kits



**Physical Dimensions:**



Diameter(W)	: 165 mm
Height(H)	: 60 mm
Cut out	: 142 mm

**Ordering Codes**

CCT	Code
3000K	629048025521
4000K	629048025541
5000K	629048025561
6500K	629048025591