




ALESSO-CB 15W ADL-CB-15





 Luminaire shape

 Body color

 Die cast Aluminium Body

 IP44 Rated

 IP20 Rated Control gear

 50000 Hrs Lifetime

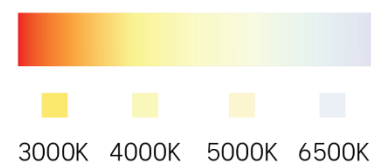
Alesso-CB is a versatile recessed down light that can be used widely in indoors, easy to mount on the ceiling recess. The luminaire offering a broad range of power, color temperatures and options like motion detection, timer, sleep and twilight function.

This range of products are popular for a wide range of application such as office spaces, Conference Halls, shops, residential and other indoor spaces.

Luminaire Details:


Product Name	: Alesso-CB
Product Type	: LED Recessed Down Light
Product code	: ADL-CB-15
Efficiency Classification	: Class B
Luminaire Type	: COB
Fixture Type	: Fixed

Correlated Color Temperature:



Light Source Details:

Light Emission	: Spot Emission
Source brand	: CREE
Rated Power	: 15W
CRI	: >80
UGR	: <19
McAdam Binning	: Step 3

CCT	Rated Lumens
 3000K	1380lms
 4000K	1425lms
 5000K	1500lms
 6500K	1575lms

Luminaire Housing:

Body	: Die cast Aluminium
Reflector type	: Aluminum
Lens/Diffuser	: PC Diffuser
Storage Temperature (Ts)	: -40 to 60°C
Ambient Temperature (Ta)	: -20 to 50°C
Humidity	: RH 10-90 %

5 Years Product Warranty

Control Gear Specifications:

Control Gear Brand	: Hansa Green
Input Voltage	: 220-240V AC
Input Current	: 0.082A
Frequency	: 50/60Hz
Output Voltage	: 36-72 V DC Max.
Output Current	: 300 mA
Max. Output power	: 18W
Power Factor	: >0.9
THD	: <15%
Case temperature(Tc)	: 80°C
Ambient Temperature	: -20 to 60 C
Over voltage protection	: Available
Short circuit Protection	: Available
No-Load Protection	: Available
Burst Protection Voltage	: 1KV
Surge Protection Voltage	: 1KV(L to N) & 2KV(L/N to Earth)

Control Gear Compatibility:

Control Gear is the driving unit of LED. Alesso-CB is compatible with Phase cut dimming, 0-10/1-10V dimming and DALI Dimming control gears.



Optics and Beam Angle:

50° Optics

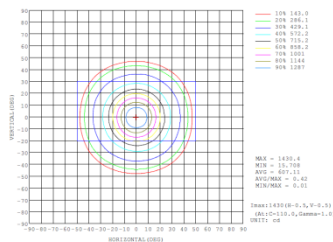

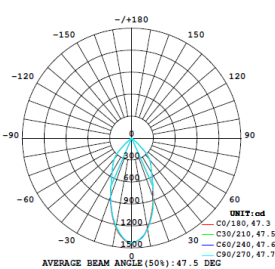
Add-on sensor Compatibility:



Alesso-CB is compatible with external add-on motion detection and daylight sensors.


Photometric Details:

Photometric testing provides a comprehensive laboratory service for testing the amount, colour, quality and spatial distribution of light emitted from lamps, LEDs and luminaires. The standard photometric data files in IES (.ies) and EULUMDAT (.ldt) formats per IES LM 79-08 and BS EN 13032

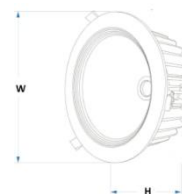


Emergency Compatibility:

Alesso-CB is compatible with emergency kits



Physical Dimensions:



Diameter(W)	: 120 mm
Height(H)	: 60 mm
Cut out	: 100 mm

Ordering Codes

CCT	Code
3000K	629048015521
4000K	629048015541
5000K	629048015561
6500K	629048015591